

Nursery home learning pack

Week beginning

25th January 2021


Goldilocks and the Three Bears
week 3

Home Learning Challenge

Go

on a Listening Walk!

You could go around your house or an outside area with an adult and practise listening carefully to all the different sounds you hear. Talk about what you heard. Did you recognise all the sounds? Were they loud or quiet? Were they long or short sounds?



Make a collection of your

own noise makers. Think about lots of different things that make a sound and gather them together in a box or bag. Use one of the objects to make a sound for others to guess and identify. You could include things like crisp packets, keys, coins in a pot, a rattle or a squeaky toy.



Play

the game 'I Hear with

My Little Ear'! Take it in turns to imitate the sound of something and guess what makes that sound.

You could imitate the sounds of things found around your house, like a clock or a telephone, or of recognisable animals, like a cat or dog.



Talk




about sounds you like and sounds you don't like and why. Draw some pictures of things that make sounds that you like – for example, birds singing, the sea or a doorbell.

Goldilocks and the Three Bears



I Spy and Count to 10






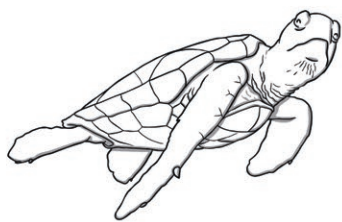
My Pencil Control Workbook




Trace the dotted lines to from top to bottom.



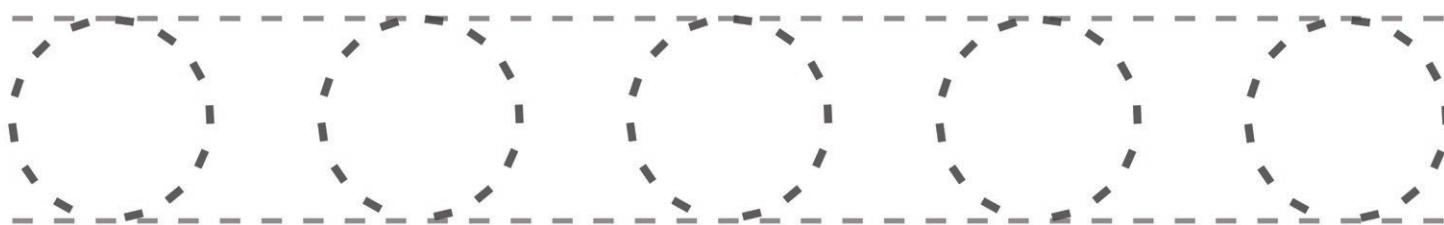
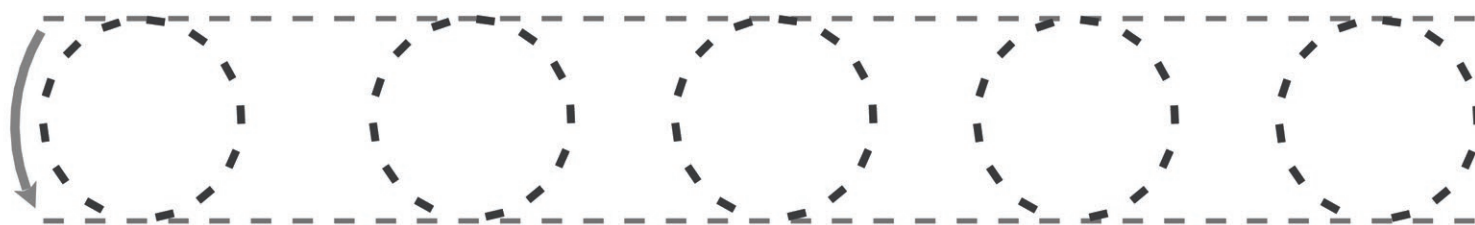
Trace the lines to help the animals get home.







Trace the dotted lines from left to right.



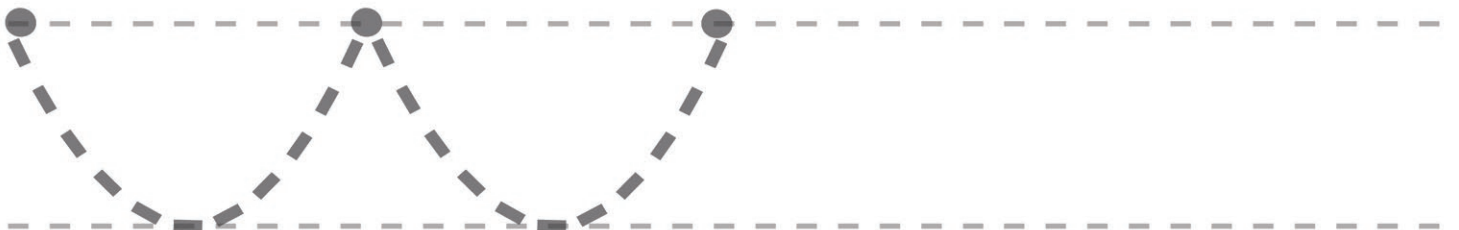
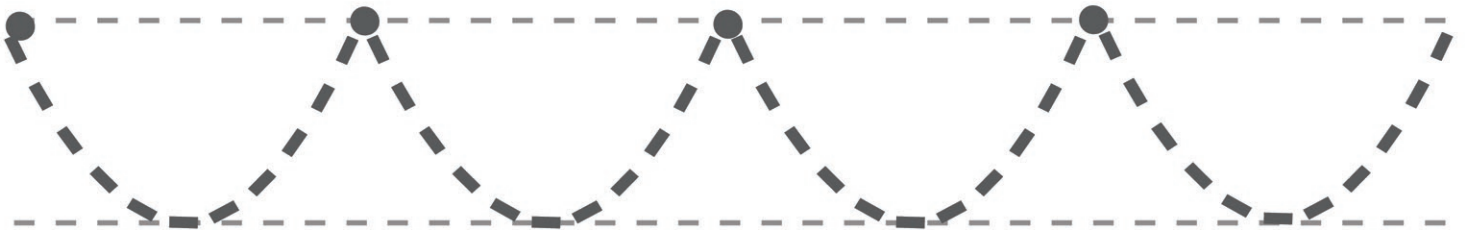

Trace the dotted lines.






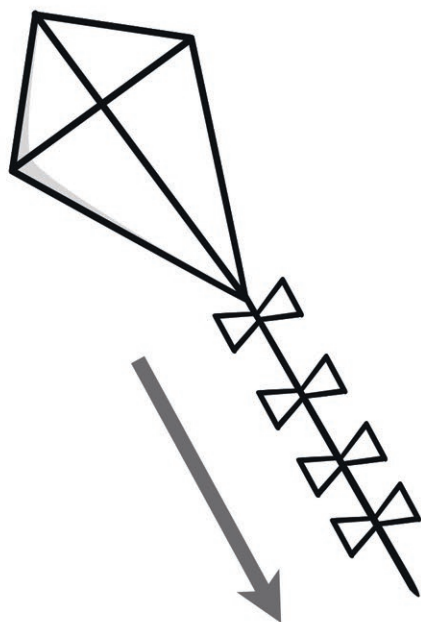
Trace the dotted lines.






Trace the dotted lines.








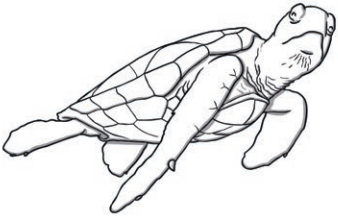
Trace the dotted lines to from top to bottom.







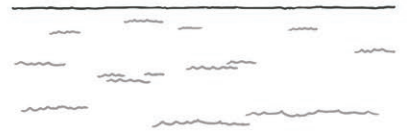
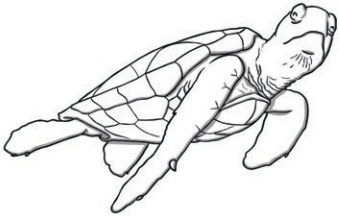
Trace the dotted lines.



Trace the lines to help the animals get home.



Trace the lines to help the animals get home.






Winter Maths Challenge Cards

twinkl

Winter Maths Challenge Cards


7



Find 7 brown leaves.

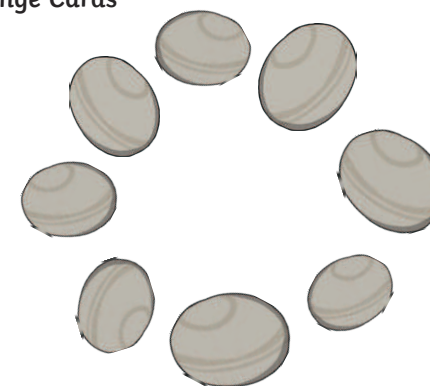
Winter Maths Challenge Cards

10




Find 10 stones.

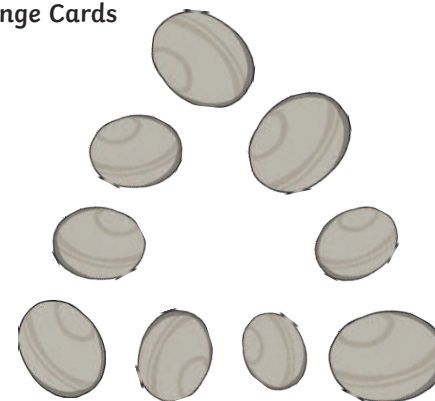
Winter Maths Challenge Cards




**Make a circle
out of stones.**




**Make a triangle
out of twigs.**



**Make a triangle
out of stones.**




**Make a square
out of twigs.**



**Make a rectangle
out of twigs.**

9



Find 9 berries.

2



Find 2 pine cones.



**Find 2 pairs of gloves.
How many gloves are there?**

1



Find 1 tree.


Winter Maths Challenge Cards



3

Find 3 hats.


Winter Maths Challenge Cards



4

Find 4 rocks.

Winter Maths Challenge Cards



5

Make 5 snowballs.


Winter Maths Challenge Cards



6

Find 6 jumpers.

8



Find 8 twigs.

Goldilocks and the Three Bears

I Spy and Count Checklist

Count the number of each type of picture from the Goldilocks and the Three Bears story and write the numeral in the box.

Mummy Bears



Cottages



Daddy Bears



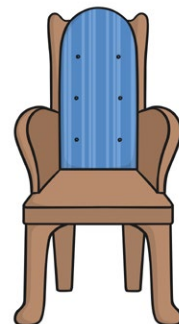
Baby's chairs



Baby Bears



Daddy's chair



Goldilocks



Beds



Bowls



Mummy's chairs

